

How do municipalities drive a reuse and recycling economy within their cities/towns?

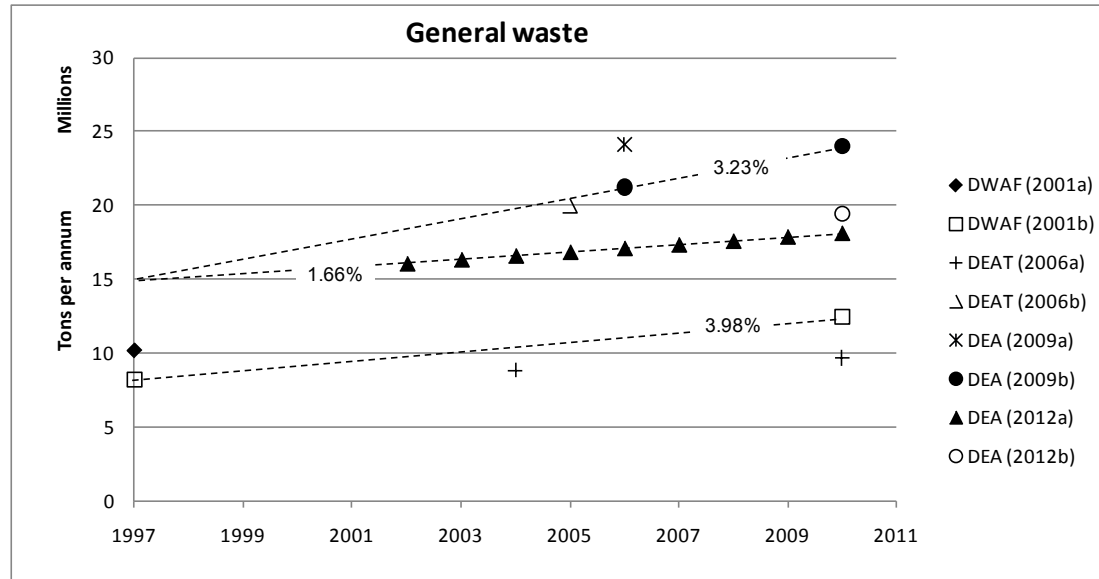
Presentation at IFAT 2019

by

Prof Suzan Oelofse

- Estimated resource value of the waste is R25.2billion per annum (0.86% of GDP)
 - Recycling at $\pm 10\%$ (as at 2011 baseline) unlocked R8.2 billion/year worth of resources into the South African economy
 - There is potential to recover a further R17 billion per annum worth of resources back into the economy
 - R10 300 is the monthly living wage for a family in SA
 - R17 billion can pay a monthly living wage to 137 540 families
- 70-90% of packaging waste recycled is sourced from informal collectors (2012)

Municipal solid waste generation



Indicator	2011	2016	% change	Source
Population ('000)	51 771	55 654	7.5	StatsSA, 2018
Municipal solid waste generation ('000)	20 157	26 646	32.2	DEA, 2012; estimate based on 23 WCS

How to grow recycling in SA



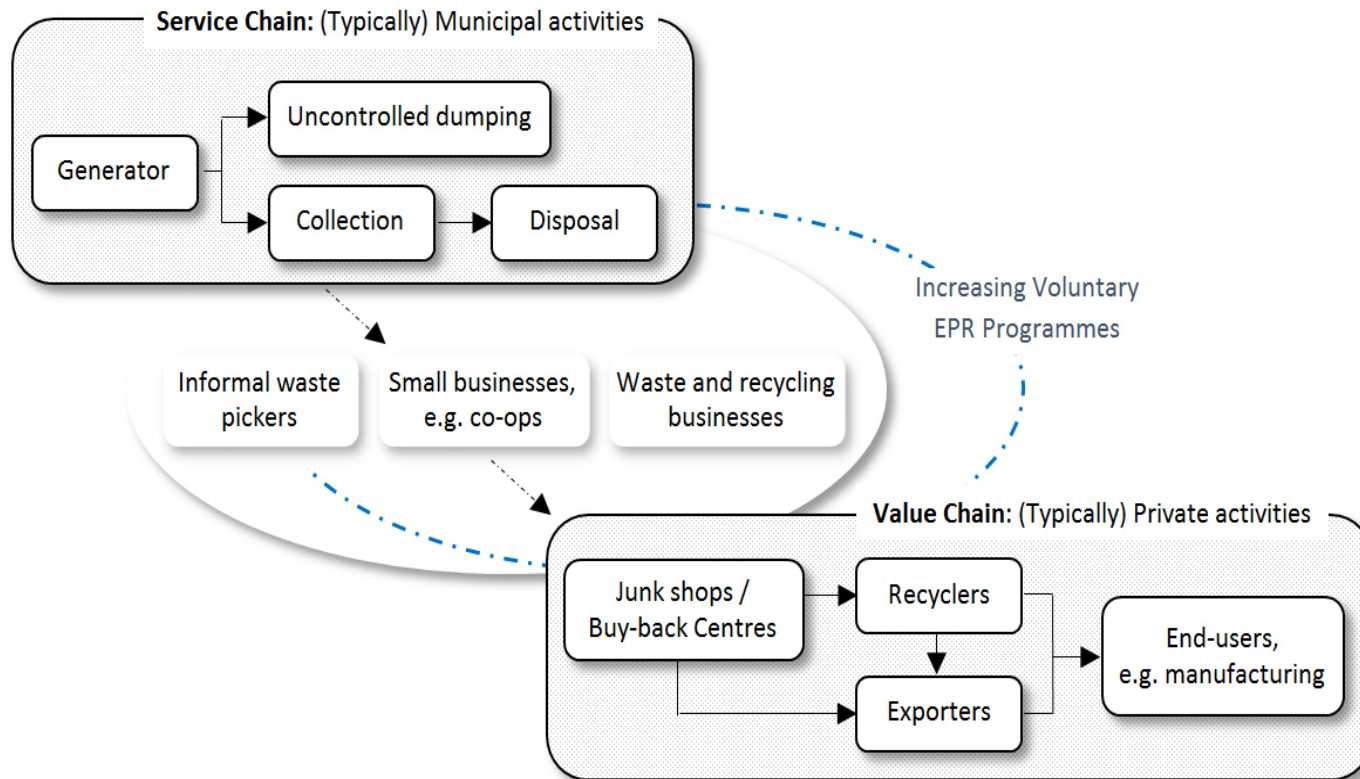
- **Supply side**
 - Investment in collection infrastructure
 - Creating entrepreneurial opportunities, for example in collection and sorting of activities
 - Policies and incentives driving separation and collection systems at the household and municipal levels
- **Demand side**
 - Innovative uses of recycled materials in SA
 - Development of innovative new high quality products using recycled content

Status of MSW recycling in South Africa



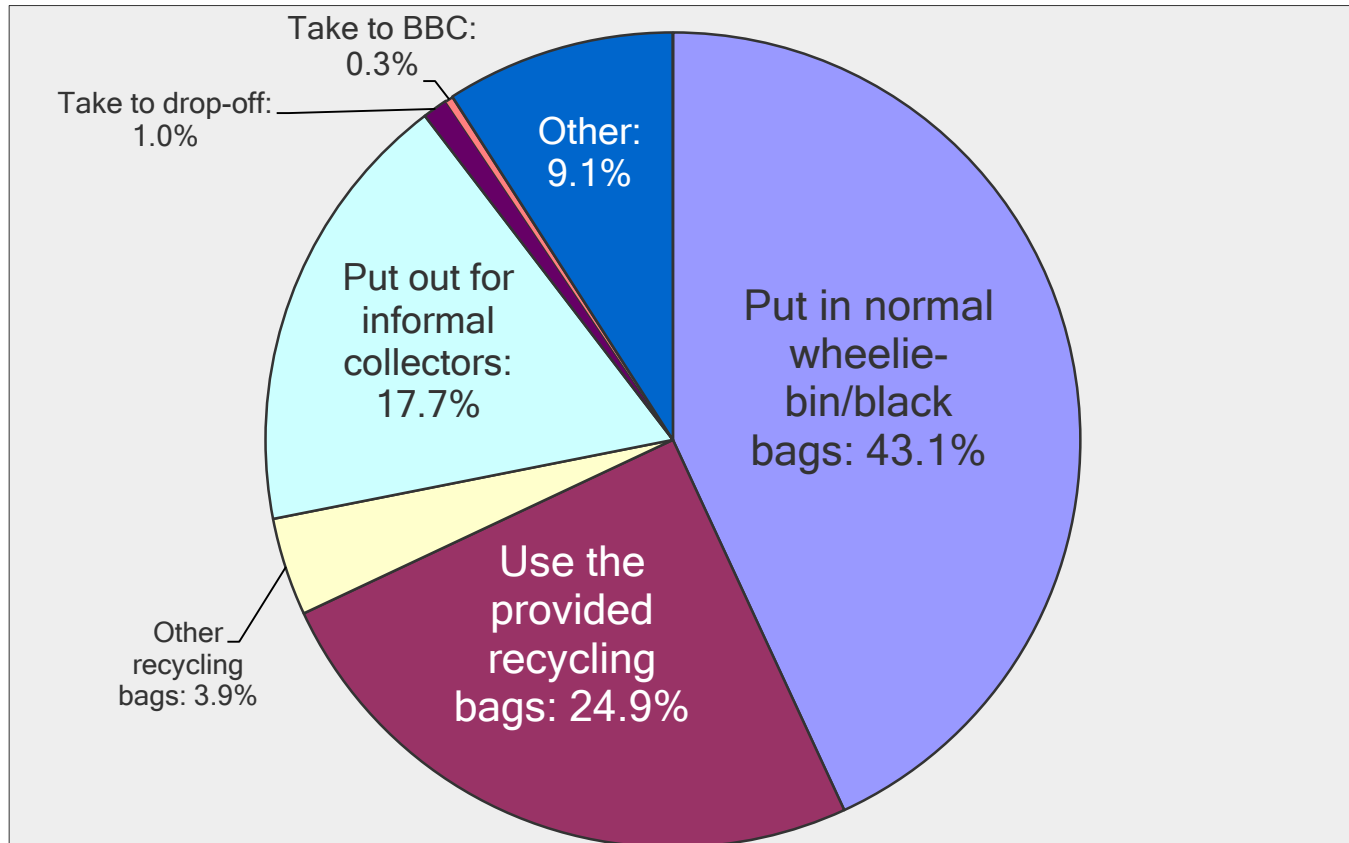
- 34.5% of all general waste is recovered or recycled in SA (2017) (DEA, 2018)
- 27.1% of all households in SA showed some recycling behaviour in 2015 (CSIR, 2016)
- 7.2% urban households were dedicated recyclers in 2015 (CSIR, 2016)
- 2.6% households in towns and rural areas were dedicated recyclers (CSIR, 2016)
- 81% households in towns and rural areas - no recycling (2015) (CSIR, 2016)
- 67% households in urban areas – no recycling in 2015 (CSIR, 2016)

Bridging the service and value chains



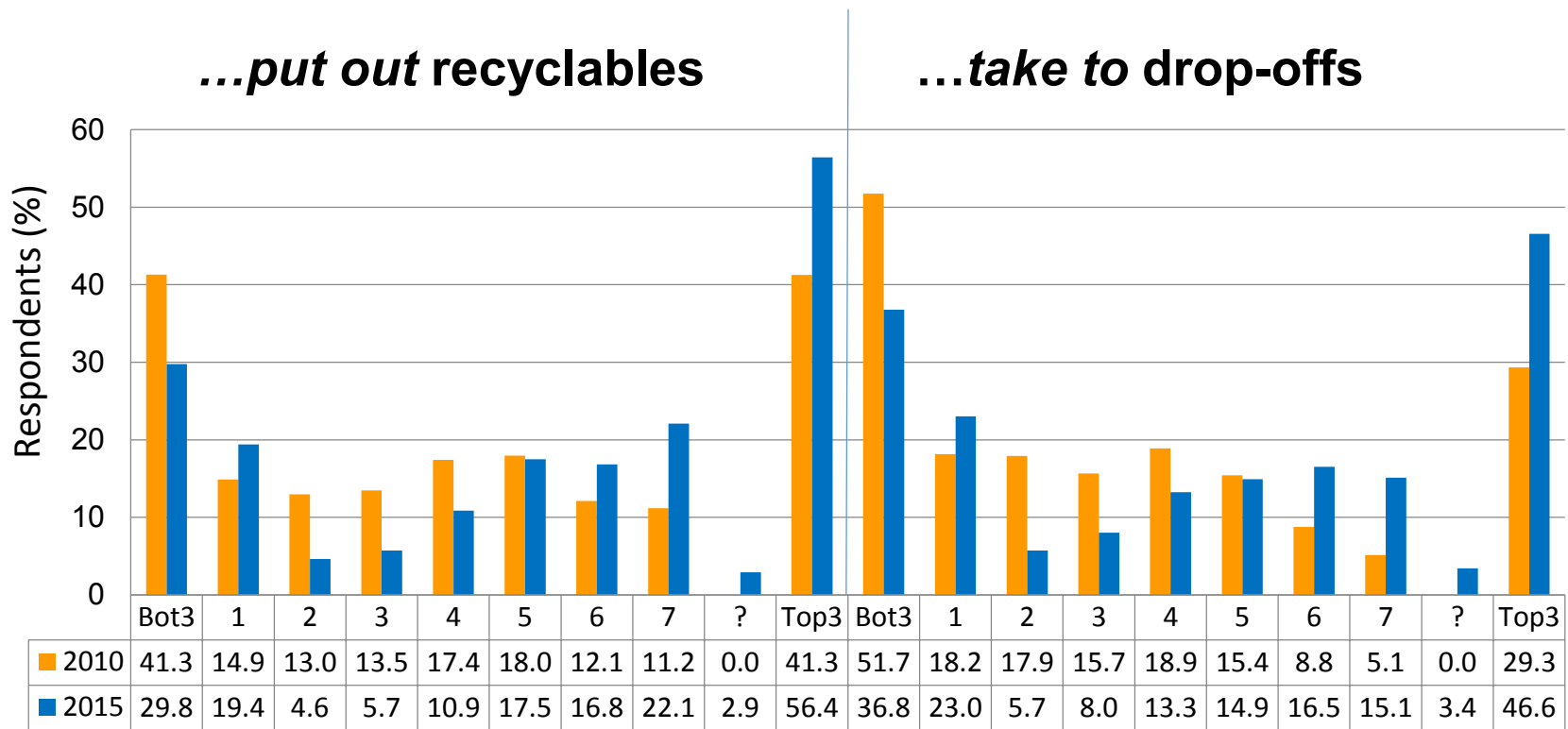
Household recycling behaviour

What do your household normally do with your recyclable waste?



Responses from a study in SA metro with kerbside collection of recyclables

Willingness to ...



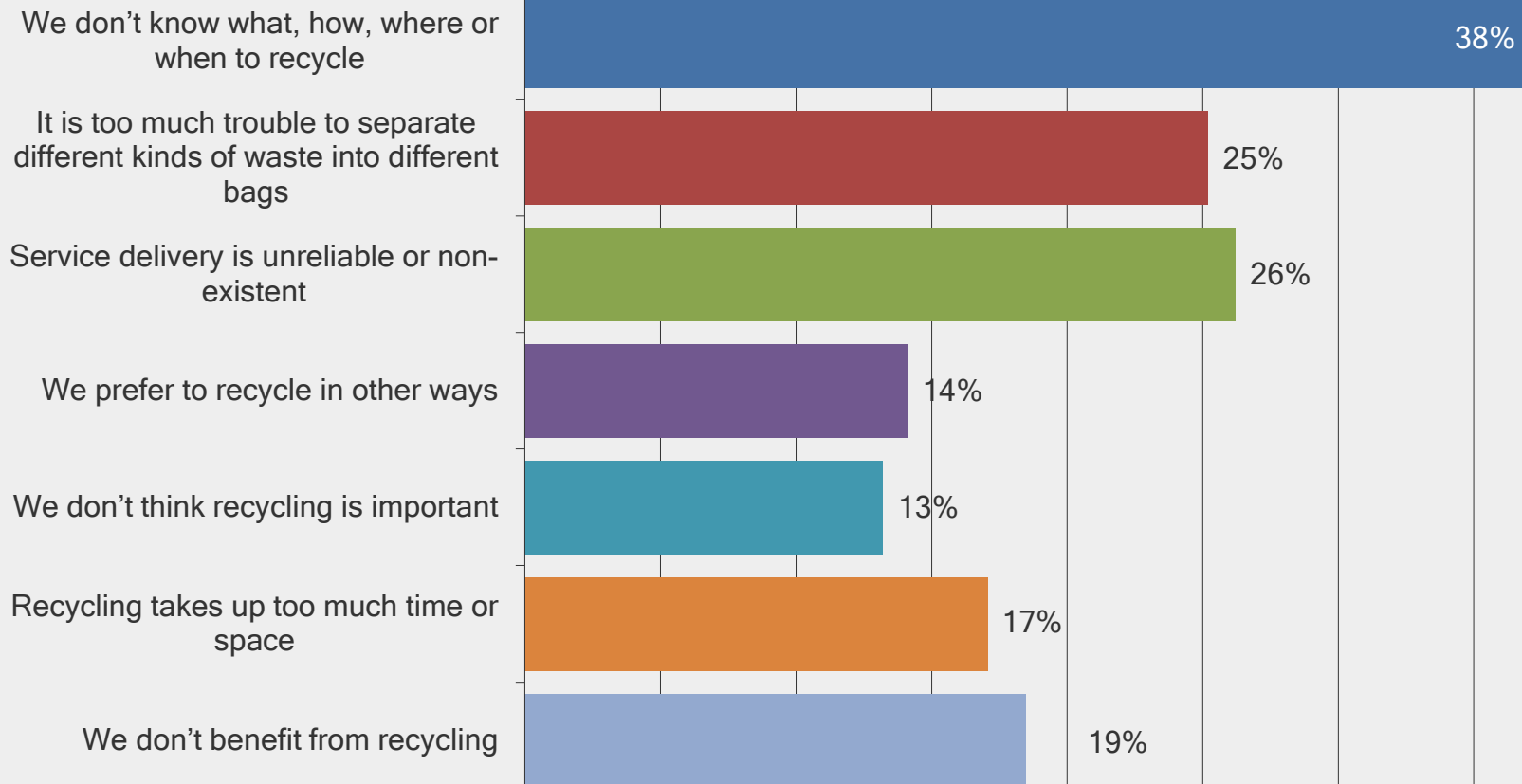
2010 and 2015 National surveys - CSIR

Household's reasons for not participating



Which THREE of the following are the most important reasons why you (or others) might not participate?

0% 5% 10% 15% 20% 25% 30% 35% 40%



Responses from a study in a SA metro with kerbside collection of recyclables

Discussion points



- What is/should be the role of municipalities in the drive to growing the recycling economy?
- What should industry do to support municipalities to drive the recycling economy?
- What is the role of households in growing the recycling economy?
- What, if any, should the role of the informal sector be?

Our Patron Members



Mercedes-Benz South Africa
A Daimler Company





THANK YOU

www.iwmsa.co.za

info@iwmsa.co.za

Gauteng: 011 011 675 3462

Eastern Cape: 043 733 8349

KwaZulu Natal: 031 564 2795

Western Cape: 021 534 9182

www.twitter.com/iwmsa | www.facebook.com/iwmsa | LinkedIn